

- Zero Voltage and Random Turn-On Switching
- Panel Mount
- 1200V Transient Capability
- Integrated Overvoltage Protection by Automatic Self Turn-On (Suffix P)
- 110 & 125A Models Available

Featuring state-of-the-art Surface Mount Technology, these SPST-NO relays deliver proven reliability in the most demanding applications. Output consists of an SCR AC switch and is available in zero-cross, random turn-on (phase controllable) and versions with either AC or DC input (coil) control. Manufactured in Crydom's ISO 9001 Certified facility for optimum product performance and reliability.

| MODEL NUMBERS | AC CONTROL DC CONTROL | HA4812 HD4812 | HA4825 HD4825 | HA4850 HD4850 | HA4875 HD4875 | HA4890 HD4890 |
|---------------|--------------------------|------------------|------------------|------------------|------------------|------------------|
|---------------|--------------------------|------------------|------------------|------------------|------------------|------------------|

OUTPUT SPECIFICATIONS ①

| | | | | | |
|---|--|--------|--------|--------|--------|
| Operating Voltage (47-63 Hz) [Vrms] | 48-530 | 48-530 | 48-530 | 48-530 | 48-530 |
| Max. Load Current ③ [Arms] | 12 | 25 | 50 | 75 | 90 |
| Min. Load Current, [mArms] | 40 | 40 | 40 | 40 | 40 |
| Transient Overvoltage [Vpk] | 1200 | 1200 | 1200 | 1200 | 1200 |
| Max. Surge Current, (16.6ms) [Apk] | 140 | 250 | 625 | 1000 | 1200 |
| Max. On-State Voltage Drop @ Rated Current [Vpk] | 1.7 | 1.7 | 1.7 | 1.7 | 1.7 |
| Thermal Resistance Junction to Case (R _{θJC}) [°C/W] | 1.48 | 1.02 | 0.63 | 0.31 | 0.28 |
| Maximum I ² t for Fusing, (8.3 msec.) [A ² sec] | 81 | 260 | 1620 | 4150 | 6000 |
| Max. Off-State Leakage Current @ Rated Voltage [mArms] | 10 | 10 | 10 | 10 | 10 |
| Min. Off-State dv/dt @ Max. Rated Voltage [V/μsec] ② | 500 | 500 | 500 | 500 | 500 |
| Max. Turn-On Time ⑤ | 1/2 Cycle (DC Input), 10.0 msec (AC Input) | | | | |
| Max. Turn-Off Time | 1/2 Cycle (DC Input), 40.0 msec (AC Input) | | | | |
| Power Factor (Min.) with Max. Load | 0.5 | 0.5 | 0.5 | 0.5 | 0.5 |

INPUT SPECIFICATIONS ①

| | DC CONTROL (D PREFIX) | AC CONTROL (A PREFIX) ④ | AC CONTROL (E SUFFIX) |
|-------------------------|--------------------------|--------------------------------|--------------------------|
| Control Voltage Range | 3-32 Vdc | 90-280 Vrms (60Hz) | 18-36 Vrms |
| Max. Reverse Voltage | -32 Vdc | — | — |
| Max. Turn-On Voltage | 3.0 Vdc | 90 Vrms | 18 Vrms |
| Min. Turn-Off Voltage | 1.0 Vdc | 10 Vrms | 4.0 Vrms |
| Nominal Input Impedance | See Note ⑥ | 60K Ohms | 9.0K Ohms |
| Typical Input Current | 2.0 mA ⑥ | 2mA @ 120 Vrms, 4mA @ 240 Vrms | 3mA @ 24 Vrms |

GENERAL NOTES

- ① All parameters at 25°C unless otherwise specified.
- ② Off-State dv/dt test method per EIA/NARM standard RS-443, paragraph 13.11.1
- ③ Heat sinking required, for derating curves see page 2.
- ④ 24 Vac Input option, E suffix.
- ⑤ Turn-on time for random turn-on versions is 0.02 msec (DC Control Models).
- ⑥ Input circuitry incorporates active current limiter.

© 2007 CRYDOM Inc., Specifications subject to change without notice.

GENERAL SPECIFICATIONS

| | | |
|--|---------------------------|---------------------|
| Dielectric Strength | 50/60Hz Input/Output/Base | 4000 Vrms |
| Insulation Resistance (Min.) @ 500 Vdc | | 10 ⁹ Ohm |
| Max. Capacitance Input/Output | | 8 pF |
| Ambient Operating Temperature Range | | -40 to 80°C |
| Ambient Storage Temperature Range | | -40 to 125°C |

MECHANICAL SPECIFICATIONS

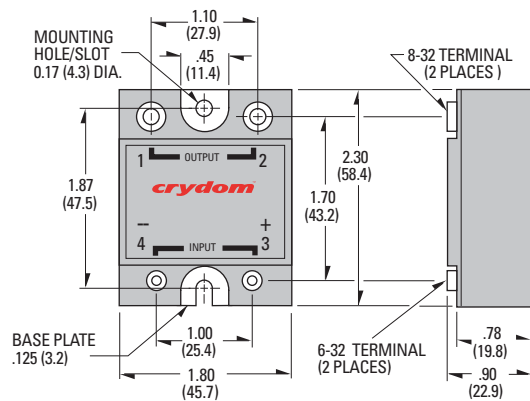
| | |
|-------------------|---|
| Weight: (typical) | 3.0 oz. (86.5g) |
| Encapsulation: | Thermally Conductive Epoxy |
| Terminals: | Screws and Saddle Clamps Furnished, Unmounted |

AVAILABLE OPTIONS

- E** 24 VAC Input (18-36 Vac)
Example: **HA4825E**
- F** Faston Terminals (Up to 50 Amp Models)
Example: **HD4850F**
- G** Input Status LED.
Agencies Approval Pending
Example: **HD4850G**
Note: Control Voltage Range 4.5-32 Vdc for DC Control Models.
- P** Internal Overvoltage Protection.
Relay Will Self Trigger Between 900-1200 Vpk. Not Suitable For Capacitive Loads.
Agencies Approval Pending.
Example: **HD4825P**
- 10** Random Turn-On (AC & DC Control)
Phase Controllable (DC Control)
Example: **HD4890-10**
- H** Heat Transfer Pad (Attached)
Example: **HD4890H**

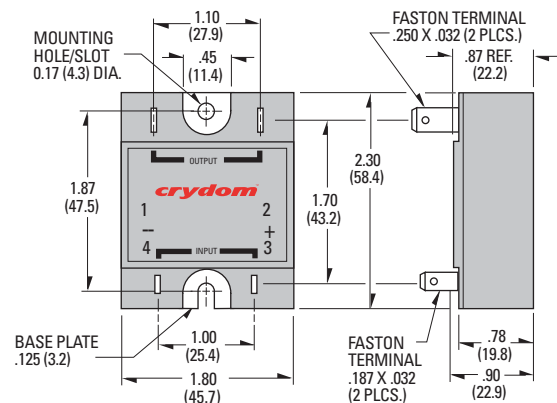
Ordering System: Combination of the suffixes should be made in the following order:
EFPG-10.
Example: **HA4850EFPG-10**

Crydom Heat Sinks offer excellent thermal management and are perfectly matched to the load current ratings of Crydom panel mount relays. Request Crydom's Heat Sink specification sheet for all the details.



Screw Torque Requirements:
6-32 Screws - 10 in. lbs.,
8-32 and 10-32 Screws - 20in. lbs.
(Screws dry without grease.)

Fastons:
Single pair (up to 25A)
Double pair* (up to 50A).
*Caution: User must connect to both pairs



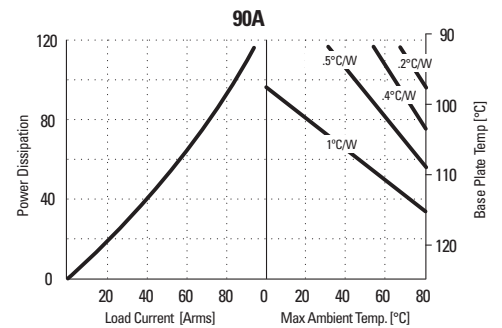
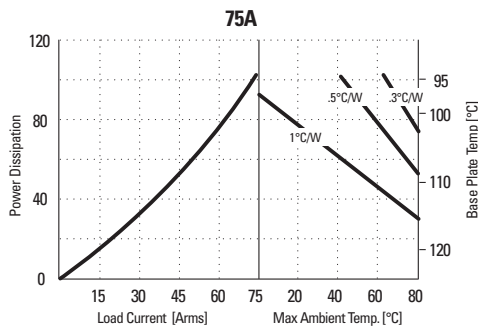
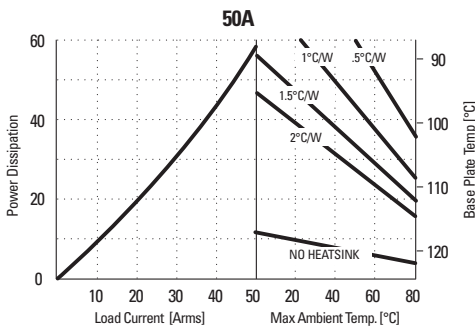
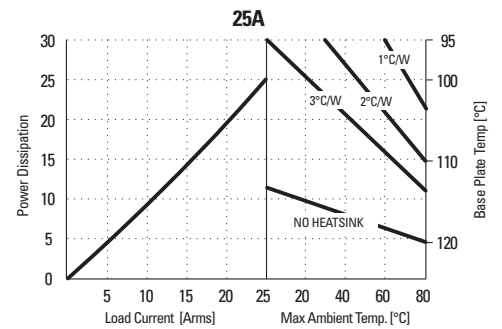
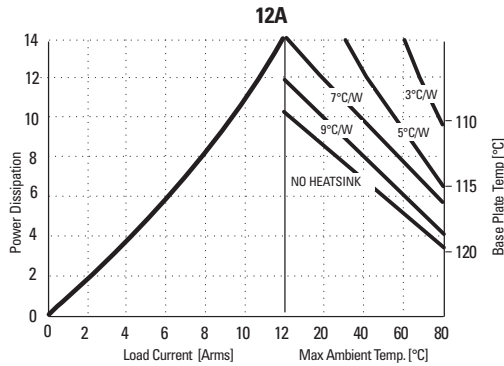
All dimensions are in inches (millimeters)

APPROVALS

UL E116949
CSA LR81689
VDE 10143 UG



CURRENT DERATING CURVES



© 2007 CRYDOM Inc., Specifications subject to change without notice.

ANNEX – ENVIRONMENTAL INFORMATION:

The environmental information disclosed in this annex including the EIP Pollution logo are in compliance with People's Republic of China Electronic Industry Standard SJ/T11364 – 2006, Marking for Control of Pollution Caused by Electronic Information Products.

| Part Name | Toxic or hazardous Substance and Elements | | | | | |
|-------------------|---|--------------|--------------|-------------------------------|--------------------------------|---------------------------------------|
| | Lead (Pb) | Mercury (Hg) | Cadmium (Cd) | Hexavalent Chromium (Cr (VI)) | Polybrominated biphenyls (PBB) | Polybrominated diphenyl ethers (PBDE) |
| Semiconductor die | X | O | O | O | O | O |
| Solder | X | O | O | O | O | O |

附件 - 环保信息:

此附件所标示的包括电子信息产品污染图标的环保信息符合中华人民共和国电子行业标准 **SJ/T11364 - 2006**, 电子信息产品污染控制标识要求

| 部件名称 | 有毒有害物质或元素 | | | | | |
|-------|-----------|--------|--------|---------------|------------|--------------|
| | 铅 (Pb) | 汞 (Hg) | 镉 (Cd) | 六价铬 (Cr (VI)) | 多溴联苯 (PBB) | 多溴二苯醚 (PBDE) |
| 半导体芯片 | X | O | O | O | O | O |
| 焊接点 | X | O | O | O | O | O |

